









Application Instructions

Equipment and Conditions Required for Application


All cure times are approximate and dependant on ambient and substrate temperatures. Please check and ensure the applied materials is cured sufficiently before sweeping off the excess aggregates and opening to traffic.

 <p>Pump Sprayer</p>	 <p>Broom</p>			<p>+45°F(7°C) on Surface</p> 
		 <p>H₂O</p>		


1 Scrub and clean off any dirt, oil, or organic substances




2 Apply with low pressure pump spray



3 Lightly brush to prevent puddling



4 Wait for 20 minutes




20 min

5 Apply with low pressure spray bottle for 2nd time
(Extreme porous surface might require 3rd application)



6



Recoating 2nd or 3rd time is not possible once the previous coat comes to a full visual dry.